



1

2

3



4

5

6



7

5



8



1

2

3





1

2

3



4

5

6



7

5



8



1

2

3





-1

-2


-3




-1

-2

-3



4



6



Tenopolis

Basic Game:

Set tile cards face down in a stack.

Turn over the first card and place it in the middle of the playing space.

Youngest player takes the next card, turns it over and connects it to the starting card. The player is trying to make ten by adding the numbers on the cards. The cards making ten must be connected. The players take turns drawing numbers from the stack.

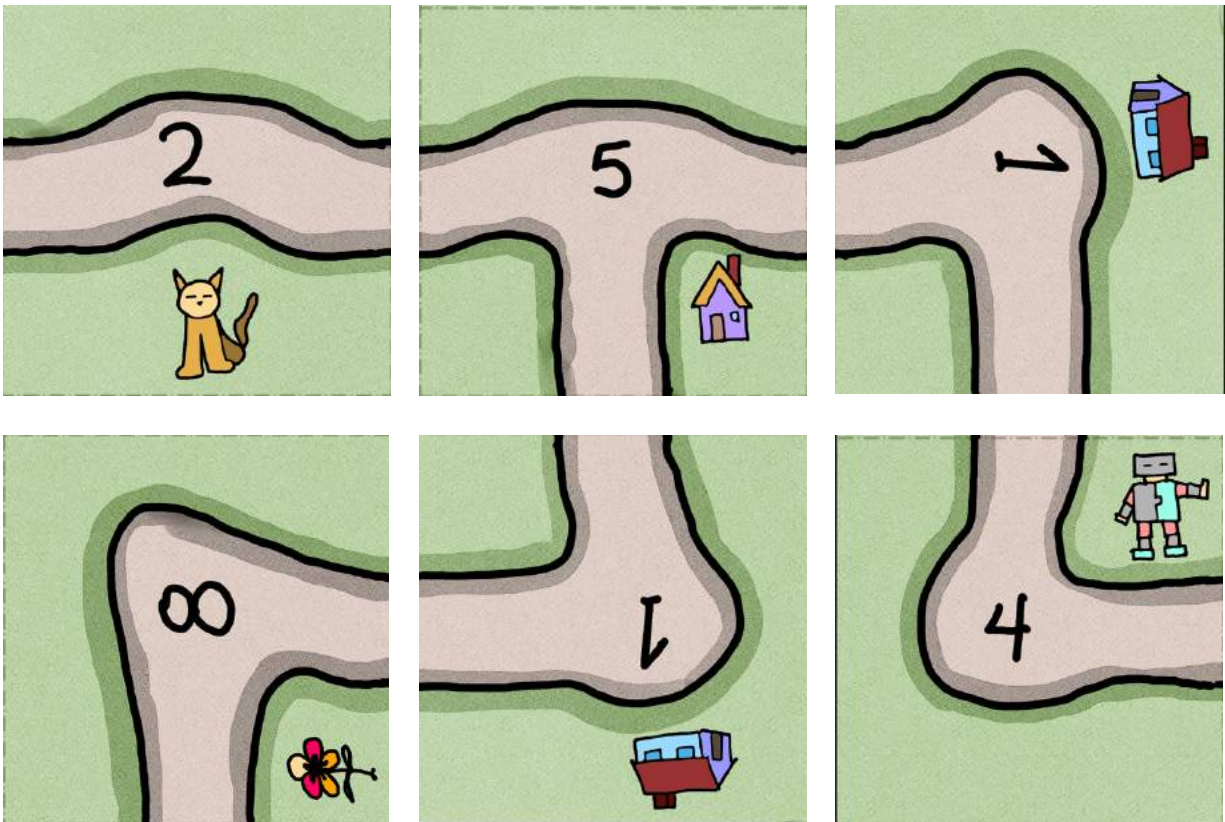
If the player makes ten, then the player collects those cards for their game score.

The next player draws a card and connects it to the cards that have been set out again trying to make ten.

Should all cards be collected from the playing space, draw another card from the stack to start again.

The player who collects the most cards after all the cards have been played from the stack is the winner.

Example- The player who sets down the 4 card can add that to the 1 in the corner and to the 5 at the top to make 10. That player collects those three cards.



Tenopolis

Regular Game:

Set tile cards face down in a stack. The top card is turned over and set down in the middle of the playing space.

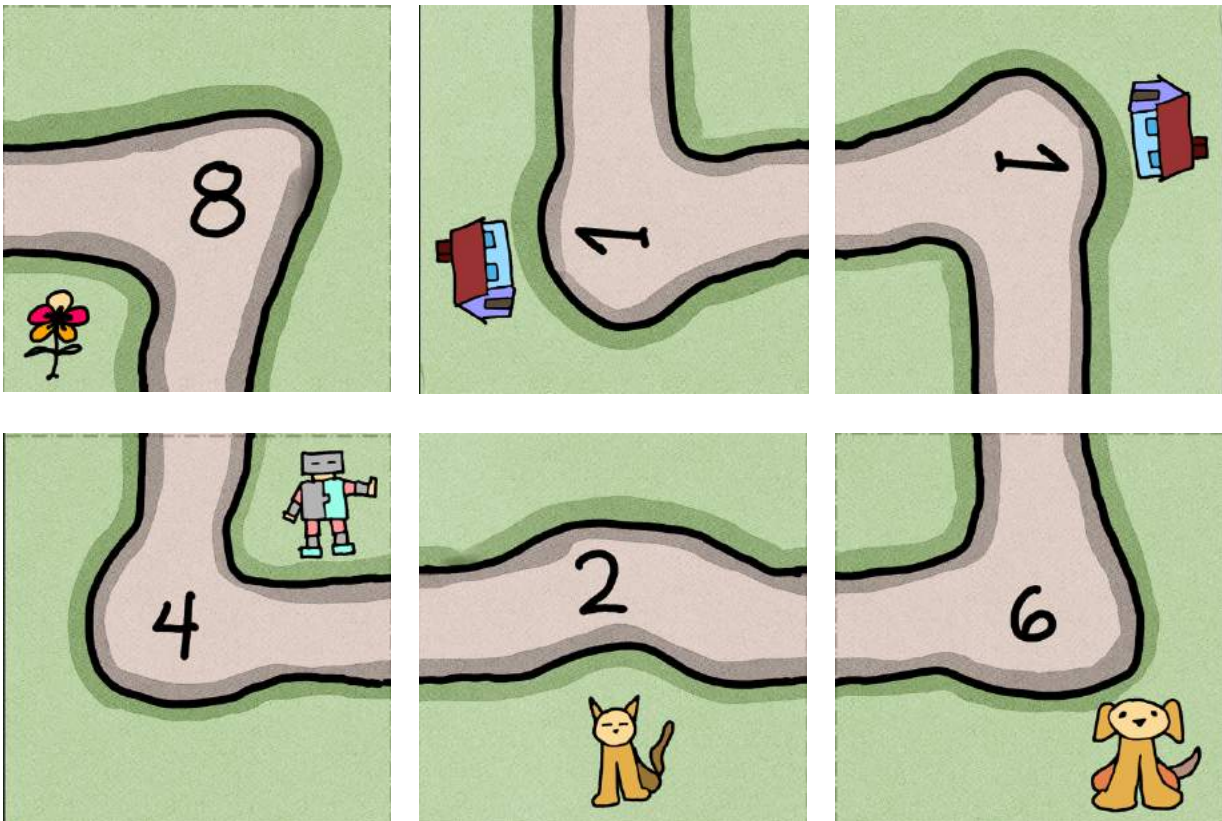
Each player takes three cards. The youngest player starts. The player is trying to make ten by connecting one of their three cards to the cards set out in the playing space. After the player has played a card, they draw a new card from the stack. The players take turns drawing cards from the stack after they have set one down in the playing space.

If the player can make ten by connecting numbers in the playing space, then the player collects those cards for their game score.

Should all cards be collected from the playing space, draw another card from the stack to start again.

The player who collects the most cards after all the cards have been played from the stack is the winner.

Example- The player who sets down the 1 card in the top center can add that to the 1 in the corner and to the 6 in the bottom corner and then the 2 at the bottom center to make 10. That player collects those four cards.

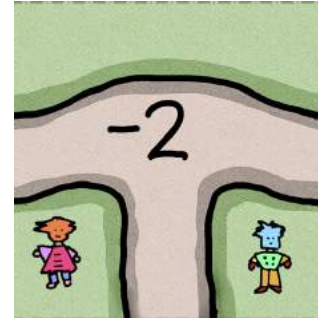
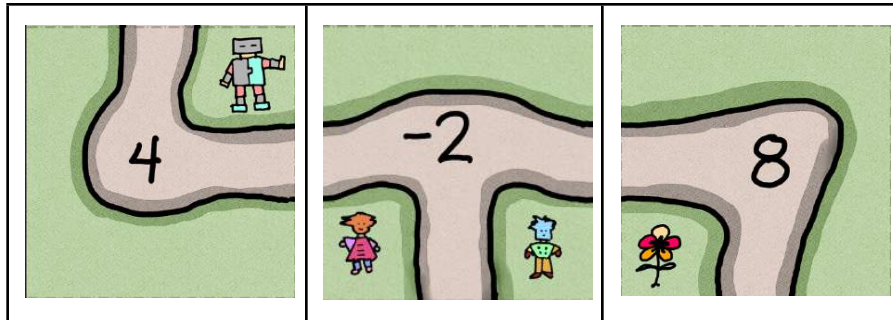


Tenopolis

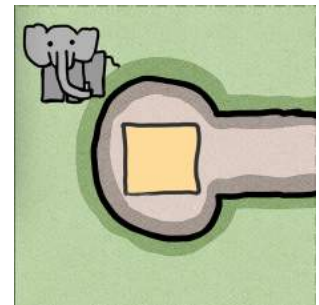

Advanced Game:

This game is played with the regular game rules.
There are two special tiles to include to make this the advanced game.

In the advanced game there are minus number or negative number tiles. These are included in making the number ten. So below, 4 minus 2 plus 8 makes 10. The player collects these three cards.



There are also blank square number times. The player must say what number this tile should be. The player can choose any number from -3 to the number 8. So below, the player decides that the blank square tile will be a 2, adding that to the other 2 and to the 6 to make 10. The player collects these three tiles.



As in the regular game, the player who has collected the most number tile cards will be the winner.