

MULTI-TUT



30


40

50

20

10

MULTI-TUT Multiplication Game



You will need game boards and four dice.

Use the Pyramid to make multiples.

Every Multiple you make moves you on the path to the Oasis.


First to the Oasis wins the game.

The Pyramid shows the numbers you need to make to make steps on the path.

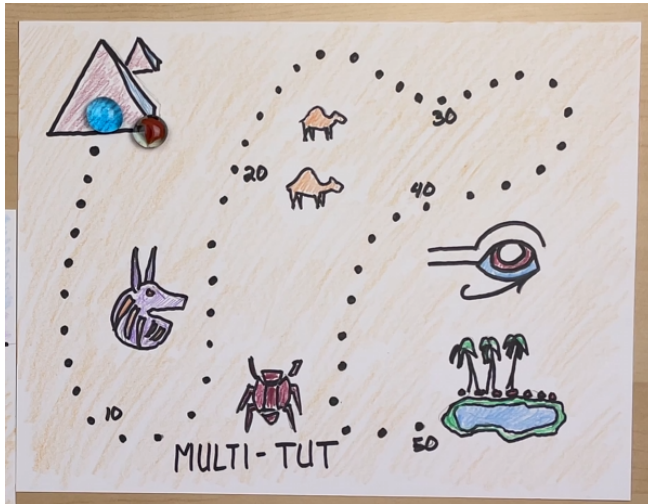
Making any one of the multiples moves you one step on the path.

In the advanced game, the back Pyramid is special. -

- 72 is worth two steps
- 96 is worth three steps
- 81 is worth two steps
- 100 or more is worth five steps



Players place their pieces on the score sheet on the Pyramids to start.



Players take turn rolling the four dice




A player rolls 3 2 4 and 5

The player can multiply any dice together, add dice and then multiply to make any number on the Pyramids. These four dice will make the following that can be found on the Pyramids:

- $3 \times 2 = 6$
- $2 \times 4 = 8$
- $3 \times 4 = 12$
- $4 \times 5 = 20$
- $3 \times 2 \times 4 = 24$
- $5 \times 2 \times 4 = 40$

The player will take one step for each of these multiples, six steps towards the Oasis.



When the player has made as many multiples as they believe possible then it becomes the next player's turn.

Enjoy the Game! Johnnie

Find more on Youtube- Johnnie Math Games